

Photos for Claim Padula



Image # 1 of 48

View of the home



Image # 2 of 48

View of the center island installed on top of the floating floor



Image # 3 of 48

View of the short and long edge peaking



Image # 4 of 48

View of the short and long edge peaking



Image # 5 of 48

View of the side of the kitchen cabinet



Image # 6 of 48

Kitchen cabinets installed on top of the floating floor



Image # 7 of 48

Kitchen cabinets installed on top of the floating floor




Image # 8 of 48

Transition by bathroom marble saddle



Image # 9 of 48

View in the living room with short peaked edges



Image # 10 of 48

rH



Image # 11 of 48

Temperature



Image # 12 of 48

Floor temperature



Image # 13 of 48

Floor temperature



Image # 14 of 48

Base test with 2 uninstalled planks



Image # 15 of 48
m/c on the installed flooring



Image # 16 of 48
m/c on the installed flooring



Image # 17 of 48
m/c on the installed flooring



Image # 18 of 48
m/c on the installed flooring



Image # 19 of 48
m/c on the installed flooring



Image # 20 of 48
m/c on the installed flooring



Image # 21 of 48
m/c on the installed flooring



Image # 22 of 48
m/c on the installed flooring



Image # 23 of 48

m/c on the installed flooring



Image # 24 of 48

m/c on the installed flooring



Image # 25 of 48

m/c on the installed flooring



Image # 26 of 48
m/c on the installed flooring



Image # 27 of 48
m/c on the installed flooring



Image # 28 of 48
m/c on the installed flooring




Image # 29 of 48
m/c on the installed flooring



Image # 30 of 48

Crushed short edges



Image # 31 of 48

Feeler guage test



Image # 32 of 48

Feeler guage test



Image # 33 of 48

Feeler guage test



Image # 34 of 48

Feeler guage test



Image # 35 of 48

Feeler guage test



Image # 36 of 48
Measuring for curling



Image # 37 of 48

Pushing down the raised long edge



Image # 38 of 48
Measuring for curling




Image # 39 of 48

Laser level



Image # 40 of 48

Laser level



Image # 41 of 48

Size of the feeler guage



Image # 42 of 48

Pibch in by stair post



Image # 43 of 48

Second floor



Image # 44 of 48

View of the hallway



Image # 45 of 48

Lifted and crushed short edges in the bedrooms



Image # 46 of 48

Main bedroom



Image # 47 of 48

Lifted and crushed short edges in the bedrooms



Image # 48 of 48

Pinched in by the floor molding

Photos for Claim Padula